

**Siouxland Samplers
Quilt Guild Newsletter
April 2017**

**Siouxland Samplers Quilt Guild
P.O. Box 162
Sioux City, IA 51102**

**Www.siouxlandsamplers.org
Www.siouxlandsamplers.com**

Message from your President:

Quilting and so much more!
It is amazing where quilting can lead isn't it? As quilters most of us have moved past covering the bed and onto items to hold our laundry, cover our dining tables, decorate our walls, and even hold our make up! The quilting world is absolutely endless and so it is that I have made the jump into making clergy stoles for my husband.....who would have though! My first attempt was an amazing stole for Good Friday, a simple black stole with three brown crosses on a road that vanishes off of one side. How awesome to use a talent to bring glory to God and give a meaningful gift of love to my husband. As you explore the world of quilting beyond covering the bed I hope you are finding joy and happiness with every project you complete and use or even give as a gift. Happy April everyone! Andrea Hsu

RETREAT : ROOMS STILL AVAILABLE

Quilters Retreat @Carol Joy Holling
Come and join us at Camp Carol Joy Holling in Ashland Nebraska from October 6th thru 8th!
This is a no frills retreat, just bring what you want to work on and sew, sew, sew! CJH is an awesome retreat center with excellent meals as well as a fully stocked snack bar. Interested?

Call Andrea Hsu @ 712-899-7113 for more details.
Arrival on Friday, October 6th is 2pm and you can sew until 4pm on Sunday October 8th!
Brings your quilting projects and some chocolate (That's the only thing missing from their awesome snack bar)
Snack Bar: ALL soda, coffee, water, tea, chips, popcorn, cookies, etc. is included!
Saturday evening s'mores by the fire.....YUMMY!

2017 Board Members

President – Andrea Hsu
Co Vice Presidents– Vickie Wilson
Shelly Tiefenthaler
Treasurer – Lynn Morgan
Secretary - Vickie Williams
Membership - Sue Block-Michelle Matney
Newsletter - Mary Baklund

Committee Chairs

Greeting Card Chairman – Mary Pointer
Quilt Show Chair – Vicky Johnson/
Frayed Knots
Sunshine Quilts – Alyce King
Webmaster – Mary Anne Nooney

**Next Meeting:
Monday April 10th 2017
7:00PM**

**Redeemer Lutheran Church
3204 S Lakeport St
Located in Morningside
Close to Southern Hills Mall**


April 10th Program
Get Your Zen On
See page 4 for information

April Birthdays

7th Lois Pirozek	14th Deb Carson
15th Holly Wright	16th Pam Mears
23rd Jane Vereen	28th JoAnn Sadler
28th Willa Yates	29th Julie Sandman

May Birthdays

18th Luanna Gruber
26th Michele Hayden
28th Zelma Abbott



Siouxland Samplers Quilt Guild Newsletter April 2017

Siouxland Samplers Meeting Minutes March 13,2017

Meeting was called to order by Andrea Hsu at 7:04

We had one visitor who was relative of program presenter Donna Jensen.

No new members

Minutes were approved

Treasurer report was read aloud by Lynn Morgan as it was not included in the newsletter and was approved.

Monthly mini was made this month by Vicki Wilson and won by Lois Pirozek

Greeters next month will be: Deb Carson, Anietra Janssen, Robyn Wright

New Business;

Shop Hop letter was read by Andrea and passed around. (note I didn't receive it)

Andrea announced that she will bring back the slide presentation during our business meetings. This is to reduce business meeting time with committee reports. All ongoing committee info and contact information will be on the slides. The slides will be on screen longer. Committee members are to email Andrea with any new information before the next meeting, otherwise the slides will show the same info. She will start the slide show at the April meeting. Committees such as Sunshine quilts, Girls Inc, Quilting Bee, Quilt Show, Sweat shop, Hand Quilters, and National Quilting Day are included in the slide show.

Busy Bee Quilting Bee report given by Pam Mears;

This retreat is in Bozeman Montana April 23-30. Deadline to register is April 1. Fee is \$175.00 for the week. This is to benefit the Lakota and Chippewa at prayer groups. Quilts are made as a fundraiser for them. They accept donated quilts and blocks. Pam will be going so contact her for more info, 712 239-5892

Old Business:

Quilt Show report by Vicky Johnson;

Vicky had the new pamphlets to hand out. She announced they have enough flowers. They sold \$391 worth of raffle tickets at the Quilters play.


National Quilting Day report by Teri Mevius;

Cost is \$10 can be paid day of. This Saturday, March 18th from 9-5. Set up Friday from 4-6:30. Kay Minor will have fabric for sale. Potluck will be A-H main, I-M Dessert, and N-Z salads.

Sweatshop- Andrea reminded people to bring 5" squares. It will be in 2018

October Retreat; Report by Andrea;

18 people have signed up as of today, for those doing the block exchange, the color was dark green this month, Tammy Kratky had bags of squares and directions to pick up at meeting. Email Andrea for more info. There are still 36 more slots available.



Siouxland Samplers Quilt Guild Newsletter April 2017

Meeting minutes continued:

Sweatshop- Andrea reminded people to bring 5" squares. It will be in 2018

October Retreat; Report by Andrea;

18 people have signed up as of today, for those doing the block exchange, the color was dark green this month, Tammy Kratky had bags of squares and directions to pick up at meeting. Email Andrea for more info. There are still 36 more slots available.

Program: Shelly T. introduced Donna Jensen of Prairie Woolens.

Donna shared info about her history, on-line store and different products she carries.

We had show and tell then the meeting adjourned

Respectfully Submitted,
Vicki Williams



Recipe from: National Quilters Day



Chicken Tortilla Casserole

3 Chicken Breast cooked and cubed 1 pkg Dorito style chips (13.1/2oz) 1 26oz. can cream of chicken soup

1 can Rotel tomatoes 10 oz. 1 can green chilies 8 oz Velveeta cheese, cubed ½ C sour cream (optional)

2 oz. cheddar cheese, shredded ½ tsp. Cumin Garlic, Salt, Pepper to taste.

Directions:

Grease 9 X 13 casserole dish, line bottom with ½ bag of chips. Press lightly to flatten.

Place half of chicken on top. In large pot combine soup, tomatoes, chilies, Velveeta

and spices. Cook until Cheese melts, then stir in sour cream. Pour half the cheese


mixture over the chicken, repeat layers with chips, chicken and cheese mixture.

Top with shredded cheese. Bake at 350* for 45-60 minutes.

From: Lori Baldwin



Siouxland Samplers Quilt Guild Newsletter April 2017



Learn the basic definition of a Zentangle. A Zentangle is an abstract, patterned drawing created according to the tenets of the Zentangle Method. Using the standard format of a 3.5-inch square title, the artist creates a structured pattern according to his or her whim following a basic set of guidelines.

No technology, special materials, or educational background are necessary to become a Zentangle artist. Here are a few characteristics of a Zentangle:

- The tile should not have an "up" or a "down" - it is **without orientation**.
- It should not be representative of any certain recognizable object; rather, it should be **abstract**.
- The drawing should be completed in **black ink on white paper**.

A Zentangle is meant to be **portable**, so that it can be created at any time the mood strikes.[1]

Zentangles are a fun, easy to learn meditation type of drawing experience and Vickie and Shelly guarantee that anyone can do it! Zentangle drawings may look hard to do, but when broken down, they are very easy to do and perfect for translating into quilting designs.

Zentangles are an art form that is created from small, simple to learn, repetitive structured patterns. **Vickie and I will be demonstration a few Zentangle designs and you will all be "drawing" along with us. We will have all the supplies you will need...just bring your creative self!**


Zentangles can help you develop your artistic spirit, even if you thought you never had one.

As quilters, I can assure you that Zentangles will enhance so much of the quilting design process and that you'll love the gentle process of creating art. It will soothe your soul and help you to focus on the present moment. The whole process is portable, inexpensive, and fun!

To get started the only things that you will need are an extra fine tip black pen, a #2 pencil and a small piece of good quality paper. That's it! Transferring your designs to your quilt tops using a washable marker is easy too. **We will be showing you how to zentangle directly on fabric with a fabric gel pen, that we will provide for you.**

See you all on April 10th...be ready to get your ZEN on.

Vickie Wilson and Shelly Tiefenthaler



Siouxland Samplers Quilt Guild Newsletter April 2017

Siouxland Samplers Quilt Guild
Financial Statements
March 2017

Assets

Current Assets

Checking Account - SNB	\$	13,275.05	
Pinnacle Bank - CD	\$	6,186.74	
Total Current Assets			\$ 19,461.79

Current Liabilities

Girls Inc. Payable	\$	2,064.73	
Total Current Liabilities			\$ 2,064.73

Asset - Liabilities

\$ 17,397.06

Income & Expenses

	March		Year to Date This Year
Income			
Membership Dues	\$ 40.00	\$	840.00
Monthly Mini	\$ 36.00	\$	90.00
No Name Tag	\$ 0.75	\$	3.50
Quilt Show Vendors		\$	980.00
Quilt Raffle Sales	\$ 739.00	\$	829.00
Interest Income	\$ 3.77	\$	8.67
Other Income		\$	30.00
Total Income	\$ 819.52	\$	2,781.17
Expenses			
Rent	\$ 120.00	\$	120.00
National Quilt Day	\$ 120.00	\$	120.00
Quilt Show Exp 2017	\$ 288.99	\$	538.01
Guild Expenses, (Stamps, Envelops, Etc.)	\$ 309.07	\$	376.72
Speaker Expense	\$ 50.00	\$	410.28
Misc		\$	(0.50)
Total Expenses	\$ 888.06	\$	1,564.51